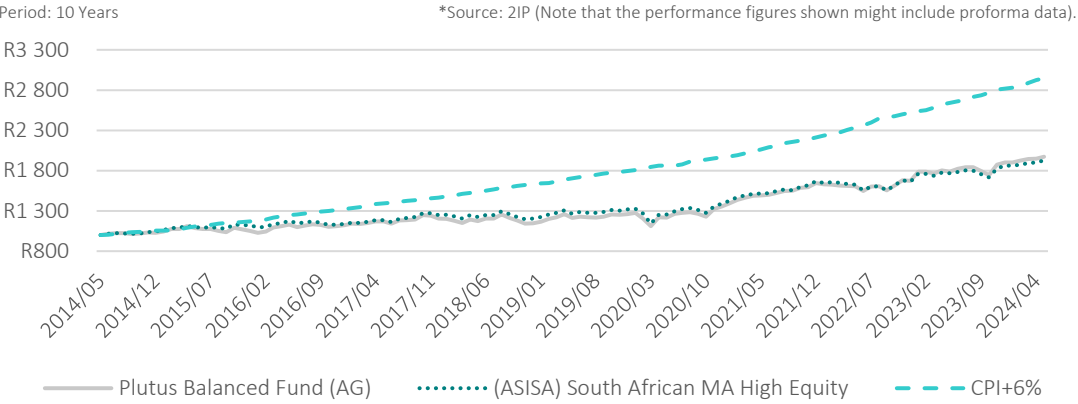


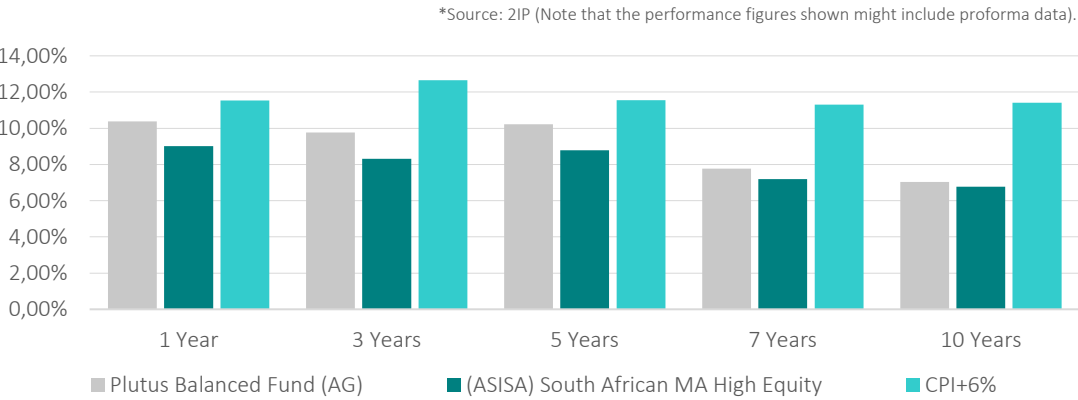
FUND FACT SHEET - ALLAN GRAY INVESTMENT PLATFORM

Plutus Balanced Fund (AG) - MAY 2024

CUMULATIVE GROWTH CHART

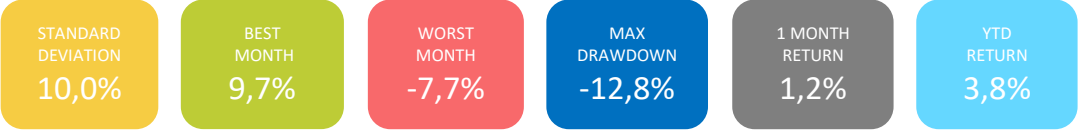


TRAILING PERIOD RETURNS [ANNUALISED]



Fund & Benchmarks	1 Year	3 Year	5 Year	7 Year	10 Year
Plutus Balanced Fund (AG)	10,37%	9,76%	10,22%	7,76%	7,03%
(ASISA) South African MA High Equity	9,02%	8,32%	8,79%	7,20%	6,78%
CPI+6%	11,54%	12,65%	11,55%	11,31%	11,41%

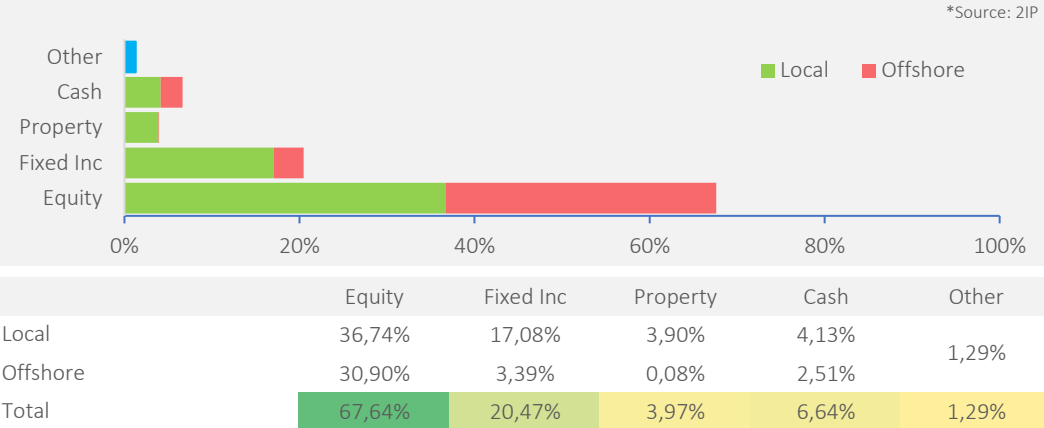
FUND STATS



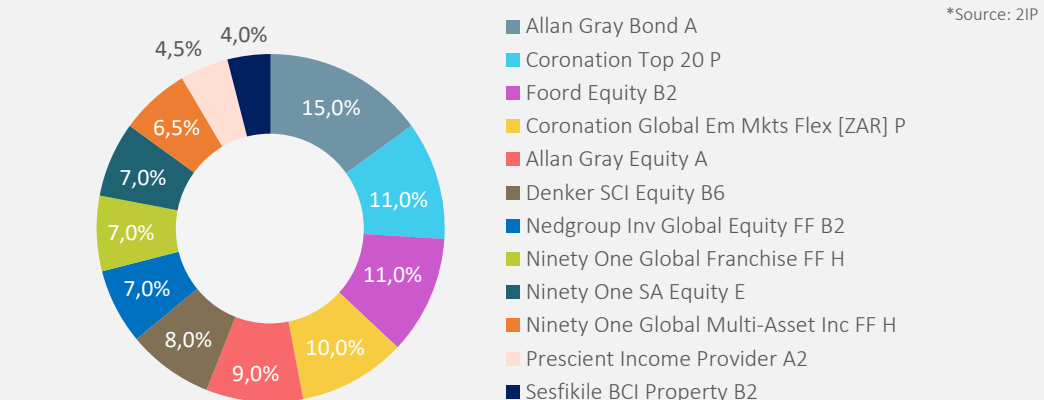
Period: 5 Years *Source: ZIP (Note that the performance figures shown might include proforma data).



ASSET ALLOCATION



MANAGER ALLOCATION



MODEL PORTFOLIO OBJECTIVE & INVESTMENT STRATEGY

The solution aims to provide a return of CPI+6% per annum over rolling 6 year periods. The solution is invested according to prudential investment guidelines set out in Regulation 28 of the Pension Fund Act.

FUND DETAILS

BENCHMARK	CPI+6%	CONTACT DETAILS:
LAUNCH DATE	1/12/2016	+27(0) 21 914 1321
REGULATION 28 COMPLIANT	YES	www.2ip.co.za
DISCRETIONARY FUND MANAGER	PLUTUS	www.plutus-capital.co.za

Please see important Information in our disclaimer on the following page or view [here](#).

DISCLAIMER:

The information in this document does not constitute advice by 2IP as defined and contemplated by the FAIS Act, 37 of 2002. Portfolios of this nature are generally medium to long term investments. The performance figures shown above are based on the performance of a model portfolio and is displayed net of manager and 2IP fees. Please note that the above performance figures are simulated prior to inception, based on the actual portfolio composition and historic returns of the underlying funds. The performance of each individual’s portfolio may differ from this overall portfolio performance, depending on the inflows/outflows that each individual undertakes with his/her investment. Client specific returns should be obtained from the relevant administrator or LISP platform. Past performance or fund benchmark performance is not necessarily a guide to the future and investors may not get back the full amount invested. The price of shares/units and any income from them may rise or fall. Subscriptions involving foreign exchange transactions may be subject to the fluctuations of currency values. Exchange rates may also cause the value of underlying overseas investments to go up or down. No guarantees are provided in relation to portfolio investment performance. Our schedule of fees and charges is available on request. Source: Benchmark data obtained and portfolio performance calculated utilising FE Analytics. 2IP Independent Investment Partners (Pty Ltd (“2IP”) has been appointed as the discretionary financial services provider for the purpose of making asset allocation and fund selection decisions. 2IP Independent Investment Partners (Pty) Ltd (Reg no:2014/157363/07) is an Authorised Financial Services Provider in terms of the Financial Advisory and Intermediary Services Act No 37 of 2002, FSP No. 45529. A wrap fund is a basket of different collective investment schemes wrapped as a single investment portfolio. Changes in the fund selection could constitute a capital gains tax event on capital gains made where not governed by the Pension Funds legislation. There is no joint ownership among investors and individual ownership of the participatory interests in the collective investment schemes can be transparently demonstrated at all times. The wrap fund investment is administered and facilitated by a linked investment service provider (LISP) i.e. an Administrative FSP. The Administrative FSP has service level agreements in place with the management company of each collective investment scheme according to which the repurchase of participatory interests in collective investment schemes comprising wrap funds are guaranteed.

***Please note that the performance figures shown above might include proforma data simulated prior to the model portfolio launch date.**